

Patient Satisfaction

Survey Title: Sample Patient Satisfaction Survey

Responses By Question Analysis:

1. The availability of parking at the clinic or hospital

		Response Total	Response Percent
Very Good		3	60%
Good		2	40%
Neutral		0	0%
Bad		0	0%
Very Bad		0	0%
Total Respondents		5	

2. Waiting time to see the doctor

		Response Total	Response Percent
Very Good		4	80%
Good		1	20%
Neutral		0	0%
Bad		0	0%
Very Bad		0	0%
Total Respondents		5	

3. Explanation of the treatment

		Response Total	Response Percent
Very Effective		4	80%
Effective		1	20%
Neutral		0	0%
Ineffective		0	0%
Very Ineffective		0	0%
Total Respondents		5	

4. Explanation of what I could expect from the treatment

		Response Total	Response Percent
Very Effective		5	100%
Effective		0	0%
Neutral		0	0%
Ineffective		0	0%
Very Ineffective		0	0%
Total Respondents		5	

5. Friendliness of the staff



		Response Total	Response Percent
Very Friendly		4	80%
Friendly		1	20%
Neutral		0	0%
Unfriendly		0	0%
Very Unfriendly		0	0%
Total Respondents		5	

6. Responsiveness of the staff



		Response Total	Response Percent
Excellent		2	40%

Good		3	60%
Neutral		0	0%
Fair		0	0%
Poor		0	0%
Total Respondents		5	

7. Empathy of the staff

		Response Total	Response Percent
Excellent		3	60%
Good		2	40%
Neutral		0	0%
Fair		0	0%
Poor		0	0%
Total Respondents		5	

8. Effectiveness of the staff to communicate with me

		Response Total	Response Percent
Very Effective		3	60%
Effective		2	40%
Neutral		0	0%
Ineffective		0	0%
Very Ineffective		0	0%
Total Respondents		5	

9. Overall satisfaction with the treatment

		Response Total	Response Percent
Very Satisfied		3	60%
Satisfied		2	40%
Neutral		0	0%
Dissatisfied		0	0%
Very Dissatisfied		0	0%
Total Respondents		5	

10. I would recommend the clinic or hospital to other individuals or organisations

		Response Total	Response Percent
Strongly Agree		5	100%
Agree		0	0%
Neutral		0	0%
Disagree		0	0%
Strongly Disagree		0	0%
Total Respondents		5	

11. Comments

	Response Total	Response Percent
Please write in full clear sentences	0	0%
Total Respondents	0	
(skipped this question)	5	

Respondent Analysis:

Respondent:

Respondent:

Respondent:

Respondent:

Respondent:

